

# ON Semiconductor

## Is Now

# onsemi™

To learn more about onsemi™, please visit our website at  
[www.onsemi.com](http://www.onsemi.com)

---

**onsemi** and **onsemi** and other names, marks, and brands are registered and/or common law trademarks of Semiconductor Components Industries, LLC dba "**onsemi**" or its affiliates and/or subsidiaries in the United States and/or other countries. **onsemi** owns the rights to a number of patents, trademarks, copyrights, trade secrets, and other intellectual property. A listing of **onsemi** product/patent coverage may be accessed at [www.onsemi.com/site/pdf/Patent-Marking.pdf](http://www.onsemi.com/site/pdf/Patent-Marking.pdf). **onsemi** reserves the right to make changes at any time to any products or information herein, without notice. The information herein is provided "as-is" and **onsemi** makes no warranty, representation or guarantee regarding the accuracy of the information, product features, availability, functionality, or suitability of its products for any particular purpose, nor does **onsemi** assume any liability arising out of the application or use of any product or circuit, and specifically disclaims any and all liability, including without limitation special, consequential or incidental damages. Buyer is responsible for its products and applications using **onsemi** products, including compliance with all laws, regulations and safety requirements or standards, regardless of any support or applications information provided by **onsemi**. "Typical" parameters which may be provided in **onsemi** data sheets and/or specifications can and do vary in different applications and actual performance may vary over time. All operating parameters, including "Typicals" must be validated for each customer application by customer's technical experts. **onsemi** does not convey any license under any of its intellectual property rights nor the rights of others. **onsemi** products are not designed, intended, or authorized for use as a critical component in life support systems or any FDA Class 3 medical devices or medical devices with a same or similar classification in a foreign jurisdiction or any devices intended for implantation in the human body. Should Buyer purchase or use **onsemi** products for any such unintended or unauthorized application, Buyer shall indemnify and hold **onsemi** and its officers, employees, subsidiaries, affiliates, and distributors harmless against all claims, costs, damages, and expenses, and reasonable attorney fees arising out of, directly or indirectly, any claim of personal injury or death associated with such unintended or unauthorized use, even if such claim alleges that **onsemi** was negligent regarding the design or manufacture of the part. **onsemi** is an Equal Opportunity/Affirmative Action Employer. This literature is subject to all applicable copyright laws and is not for resale in any manner. Other names and brands may be claimed as the property of others.

# NSVP264SDSF3

## Advance Information

### PIN Diode

### Dual series PIN Diode for VHF, UHF and AGC

This PIN diode is designed to realize compact and efficient designs. Two PIN diodes are incorporated in one SC-70 package. The use of dual PIN diodes can reduce both system cost and board space. This PIN diode is AEC-Q101 qualified and PPAP capable for automotive applications.

#### Features

- Series connection of 2 elements in a small-size package
- Small Interterminal Capacitance ( $C = 0.23 \text{ pF typ}$ )
- Small Forward Series Resistance ( $r_s = 2.5 \Omega \text{ typ}$ )
- Pb-Free, Halogen Free and RoHS Compliance
- MCP3 package is pin-compatible with SC-70
- AEC-Q101 qualified and PPAP capable

#### Typical Applications

- Auto Gain Control for Radio

#### SPECIFICATIONS

##### ABSOLUTE MAXIMUM RATINGS at $T_a = 25^\circ\text{C}$ (Note 1)

Parameter	Symbol	Value	Unit
Reverse Voltage	$V_R$	50	V
Forward Current	$I_F$	50	mA
Allowable Power Dissipation	$P$	100	mW
Operating Junction and Storage Temperature	$T_J, T_{stg}$	-55 to +125	$^\circ\text{C}$

Note 1 : Stresses exceeding those listed in the Maximum Ratings table may damage the device. If any of these limits are exceeded, device functionality should not be assumed, damage may occur and reliability may be affected.

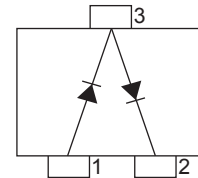


ON Semiconductor®

www.onsemi.com

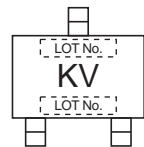
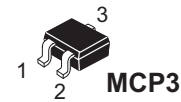
50 V, 50 mA  
 $r_s = 2.5 \Omega \text{ typ}$   
PIN Diode

#### ELECTRICAL CONNECTION



1 : Anode  
2 : Cathode  
3 : Cathode / Anode

#### MARKING



#### ORDERING INFORMATION

See detailed ordering and shipping information on page 5 of this data sheet

This document contains information on a new product. Specifications and information herein are subject to change without notice.

## NSVP264SDSF3

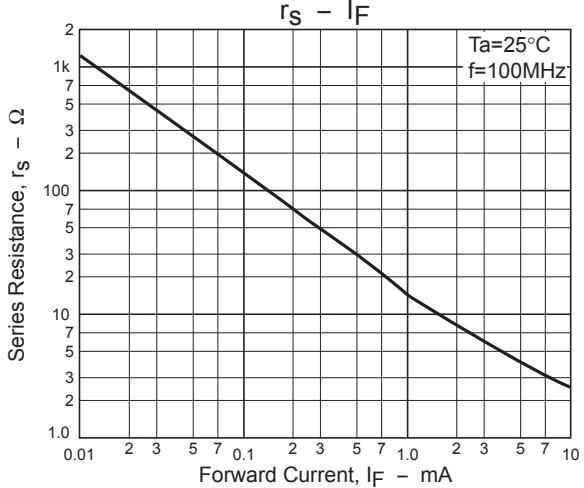
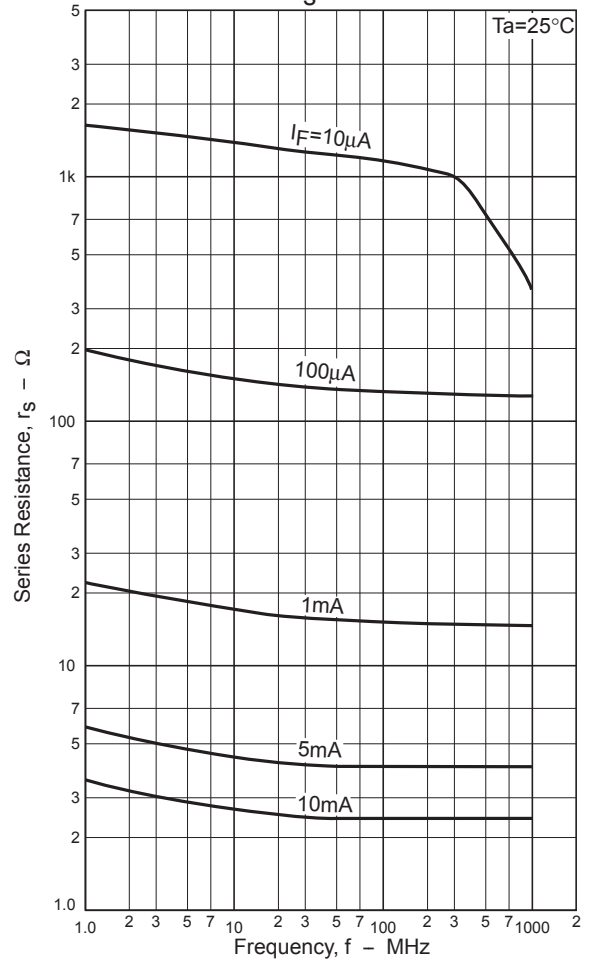
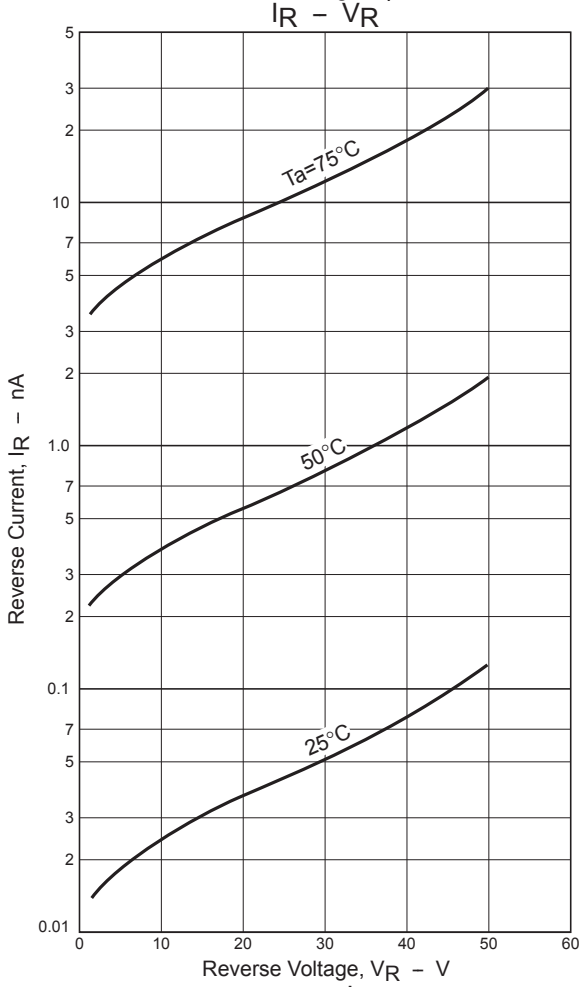
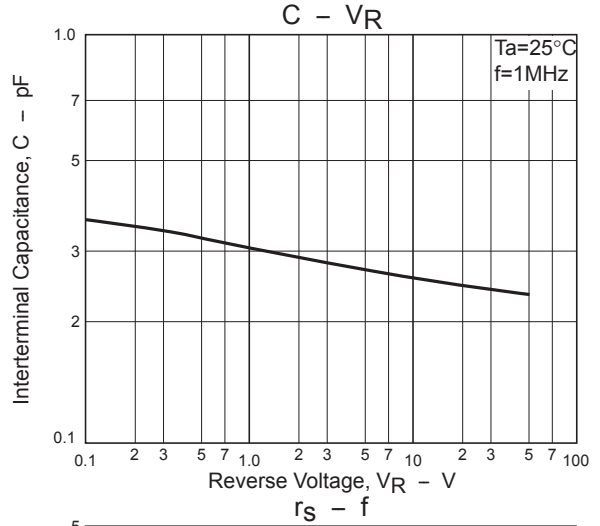
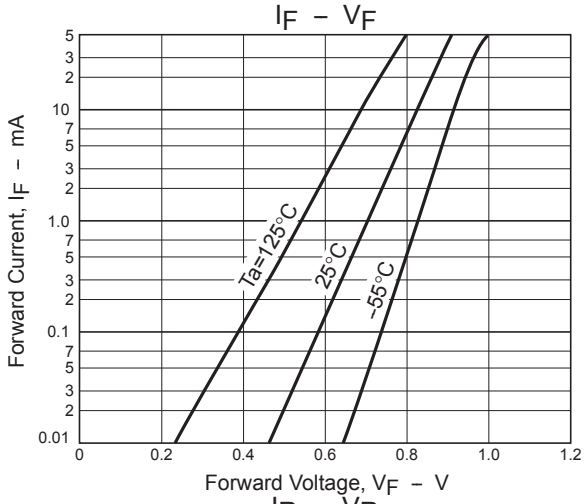
### ELECTRICAL CHARACTERISTICS at Ta = 25°C (Note 2)

Parameter	Symbol	Conditions	Value			Unit
			min	typ	max	
Reverse Voltage	$V_R$	$I_R = 10 \mu A$	50			V
Reverse Current	$I_R$	$V_R = 50 V$			0.1	$\mu A$
Forward Voltage	$V_F$	$I_F = 50 mA$		0.91	0.95	V
Interterminal Capacitance	C	$V_R = 50 V, f = 1 MHz$		0.23	0.4	pF
Series Resistance	$r_s$	$I_F = 5 mA, f = 100 MHz$		4.0	8.0	$\Omega$
		$I_F = 10 mA, f = 100 MHz$		2.5	4.5	$\Omega$

Note 2 : Product parametric performance is indicated in the Electrical Characteristics for the listed test conditions, unless otherwise noted.  
Product performance may not be indicated by the Electrical Characteristics if operated under different conditions.

Note 3 : The specifications shown above are for each individual diode.

# NSVP264SDSF3



# NSVP264SDSF3

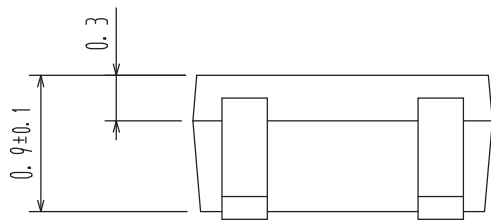
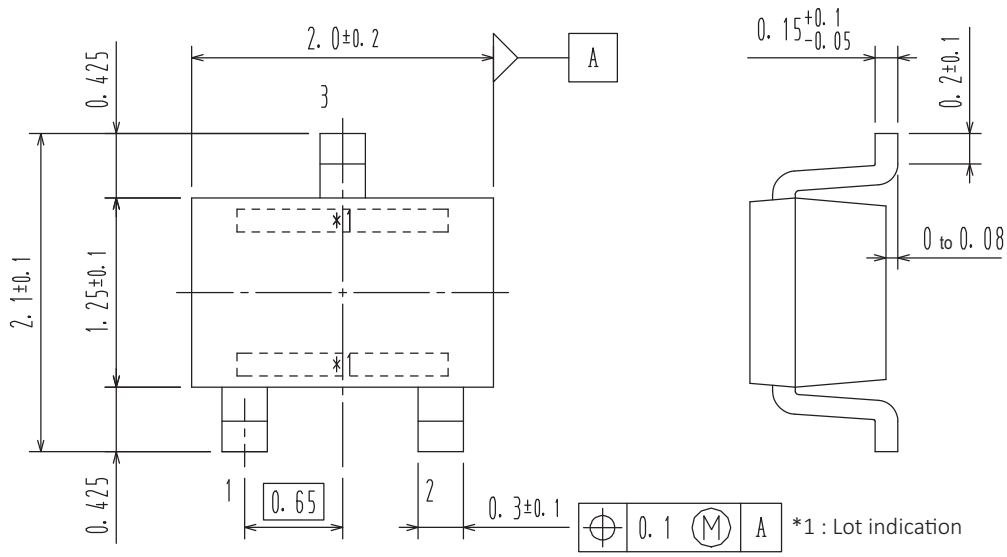
## PACKAGE DIMENSIONS

unit : mm

### SC-70 / MCP3

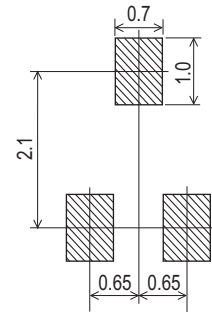
CASE 419AJ

ISSUE O



- 1: Anode
- 2: Cathode
- 3: Cathode / Anode

## RECOMMENDED SOLDERING FOOTPRINT



# NSVP264SDSF3

## ORDERING INFORMATION

Device	Marking	Package	Shipping
NSVP264SDSF3T1G	KV	SC-70 / MCP3 (Pb-Free / Halogen Free)	3,000 / Tape & Reel

† For information on tape and reel specifications, including part orientation and tape sizes, please refer to our Tape and Reel Packaging Specifications Brochure, BRD8011/D. [http://www.onsemi.com/pub\\_link/Collateral/BRD8011-D.PDF](http://www.onsemi.com/pub_link/Collateral/BRD8011-D.PDF)

ON Semiconductor and the ON Semiconductor logo are trademarks of Semiconductor Components Industries, LLC dba ON Semiconductor or its subsidiaries in the United States and/or other countries. ON Semiconductor owns the rights to a number of patents, trademarks, copyrights, trade secrets, and other intellectual property. A listing of ON Semiconductor's product/patent coverage may be accessed at [www.onsemi.com/site/pdf/Patent-Marking.pdf](http://www.onsemi.com/site/pdf/Patent-Marking.pdf). ON Semiconductor reserves the right to make changes without further notice to any products herein. ON Semiconductor makes no warranty, representation or guarantee regarding the suitability of its products for any particular purpose, nor does ON Semiconductor assume any liability arising out of the application or use of any product or circuit, and specifically disclaims any and all liability, including without limitation special, consequential or incidental damages. Buyer is responsible for its products and applications using ON Semiconductor products, including compliance with all laws, regulations and safety requirements or standards, regardless of any support or applications information provided by ON Semiconductor. "Typical" parameters which may be provided in ON Semiconductor data sheets and/or specifications can and do vary in different applications and actual performance may vary over time. All operating parameters, including "Typicals" must be validated for each customer application by customer's technical experts. ON Semiconductor does not convey any license under its patent rights nor the rights of others. ON Semiconductor products are not designed, intended, or authorized for use as a critical component in life support systems or any FDA Class 3 medical devices or medical devices with a same or similar classification in a foreign jurisdiction or any devices intended for implantation in the human body. Should Buyer purchase or use ON Semiconductor products for any such unintended or unauthorized application, Buyer shall indemnify and hold ON Semiconductor and its officers, employees, subsidiaries, affiliates, and distributors harmless against all claims, costs, damages, and expenses, and reasonable attorney fees arising out of, directly or indirectly, any claim of personal injury or death associated with such unintended or unauthorized use, even if such claim alleges that ON Semiconductor was negligent regarding the design or manufacture of the part. ON Semiconductor is an Equal Opportunity/Affirmative Action Employer. This literature is subject to all applicable copyright laws and is not for resale in any manner.